
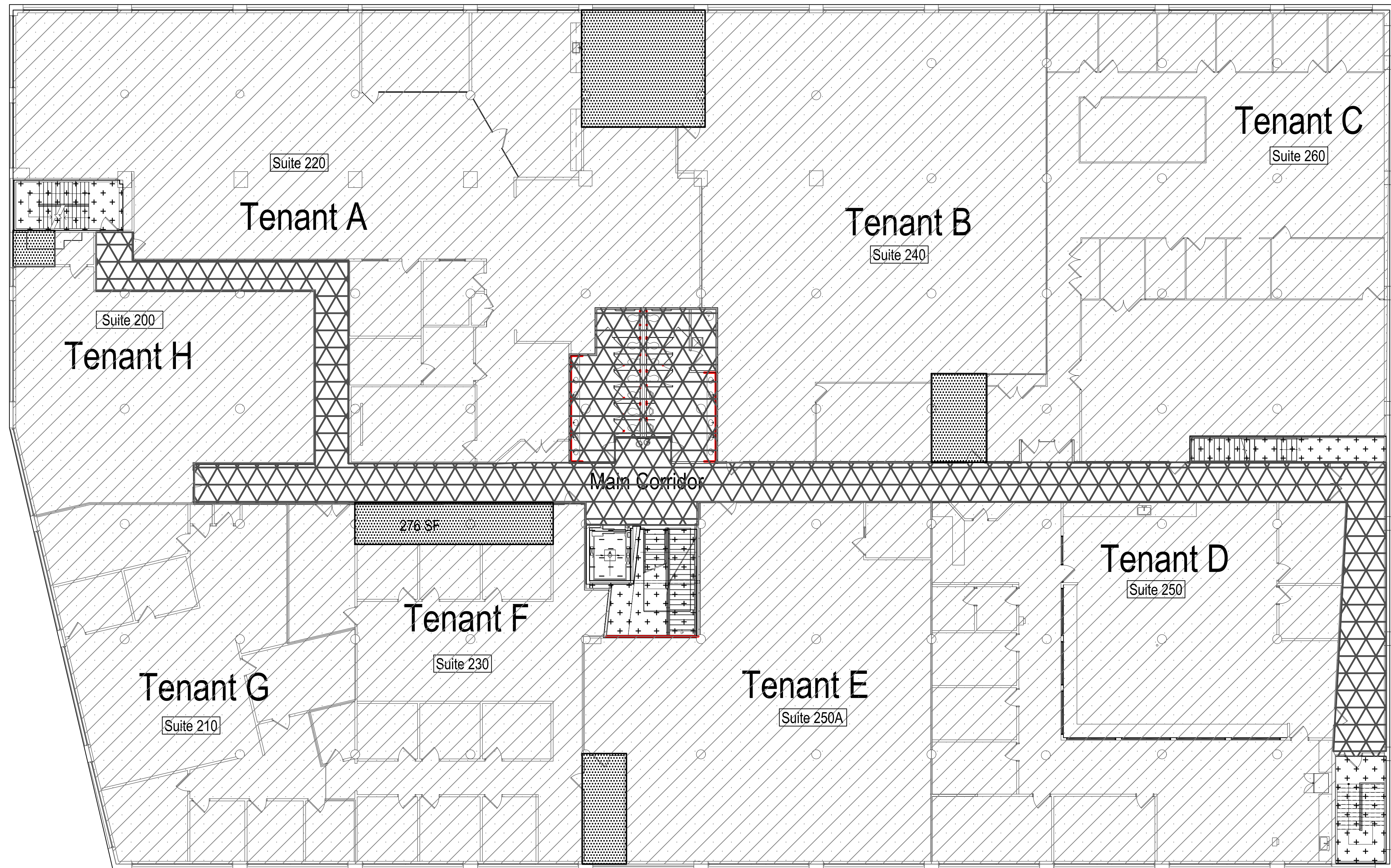


THIS IS AN INSTRUMENT OF SERVICE NOT TO BE ALTERED, COPIED, OR USED FOR CONSTRUCTION WITHOUT WRITTEN PERMISSION FROM NEXT ARCHITECTURE, L.P. - COPYRIGHT 2020 (ALL RIGHTS RESERVED)



NEXT
architecture

1133 PENN AVENUE
SUITE 100
PITTSBURGH, PA 15222

P 412.681.1145
F 412.681.1165

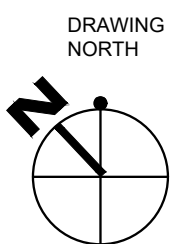
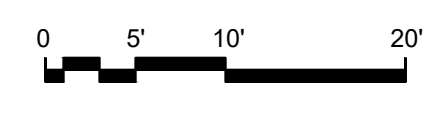
www.next-architecture.net

CHOCOLATE FACTORY
LAWRENCEVILLE TECHNOLOGY CENTER
91 43RD STREET
PITTSBURGH PA, 15201

LEGEND

BLOCK	SPACE	AREA	BLOCK	TENANT	AREA	BLOCK	TENANT	AREA
	TENANT A	7,520 RSF		TENANT E	3,972 RSF		VERTICAL CIRCULATION	893 USF
	TENANT B	5,417 RSF		TENANT F	3,295 RSF		BLDG UTILITY	1,178 USF
	TENANT C	5,801 RSF		TENANT G	3,332 RSF		COMMON AREA	3,239 USF
	TENANT D	5,533 RSF		TENANT H	2,345 RSF		COMMON AREA FACTOR	13%

1 LEASING PLAN -SECOND FLOOR
EC-02 SCALE: 3/32" = 1'-0"



LEASING PLAN
SECOND FLOOR

DRAWING NO.

EC-02

PROJECT No. 20044.01